

## Wichita TMC Support- Monthly Incident Report for January 2020

There were a total of **298** actively logged incidents during the month. The Traffic Management Center (TMC) is actively staffed 24/7. Below is a breakdown of active incident type as well as average duration of incident by type. Incidents are only reported where TMC system coverage is available for verification.

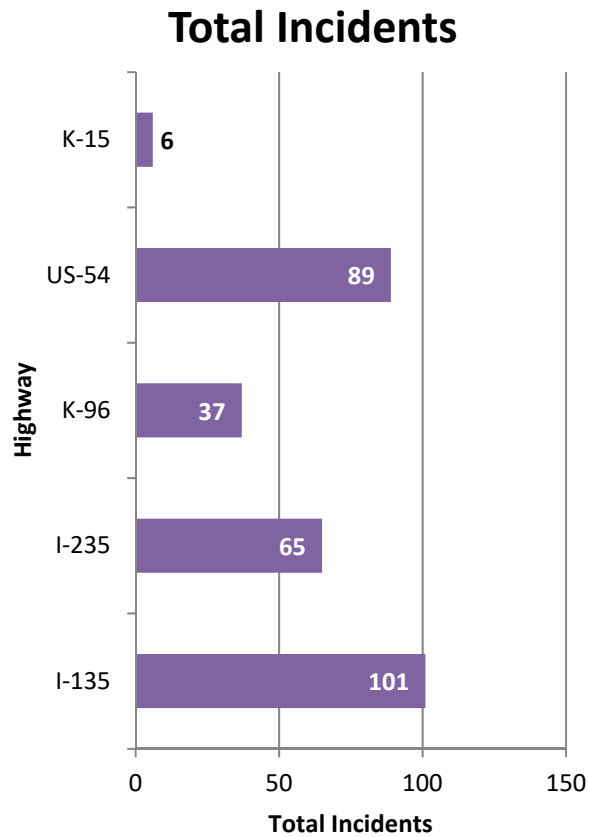


Figure 1: Total incidents by Highway

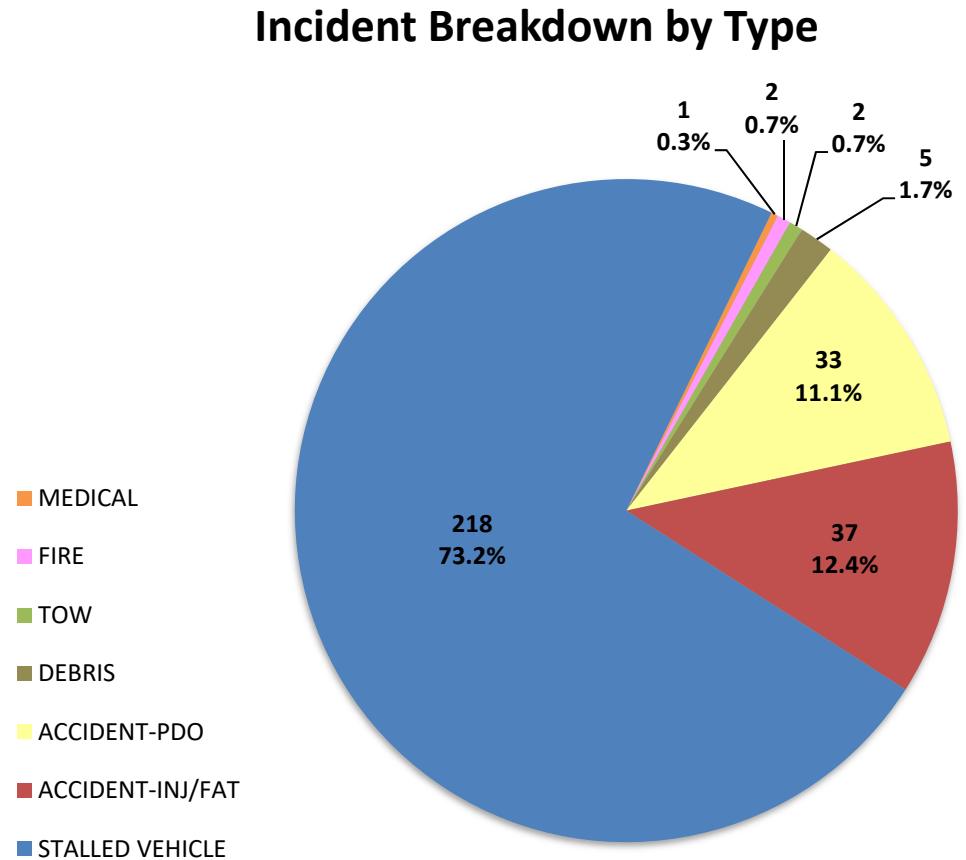
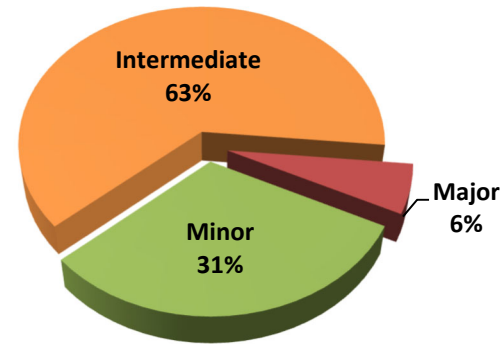


Figure 2: Number and percentage of actively logged incidents in MIST for the report month broken out by type of incident.

## Total Crashes by Severity



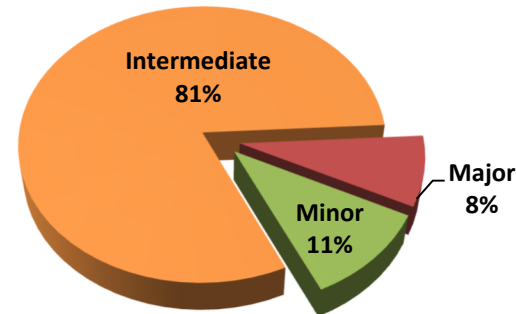
| Severity           | Total Crashes | Avg. Duration (hh:mm) |
|--------------------|---------------|-----------------------|
| Minor              | 22            | 0:15                  |
| Intermediate       | 44            | 1:07                  |
| Major              | 4             | 3:51                  |
| <b>Grand Total</b> | <b>70</b>     | <b>1:00</b>           |

### Incident vs. Crash

**Incident** – an event occurring on the highway that affects the safety or capacity of the highway

**Crash** – the collision of a vehicle with another vehicle, animal, pedestrian, debris or stationary object

## Injury/Fatality Crashes by Severity



| Severity           | Total Crashes | Avg. Duration (hh:mm) |
|--------------------|---------------|-----------------------|
| Minor              | 4             | 0:15                  |
| Intermediate       | 30            | 1:05                  |
| Major              | 3             | 3:53                  |
| <b>Grand Total</b> | <b>37</b>     | <b>1:13</b>           |

### Severity Levels

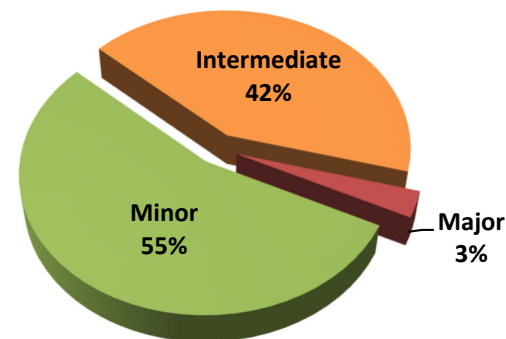
**Minor** – duration under 30 min.

**Intermediate** – duration of 30 min. to 2 hrs.

**Major** – duration greater than 2 hrs.

1/13/20 NB I-135 at K-96 (2:29)  
 1/24/20 EB US-54 at 143<sup>rd</sup> (6:50) (Pedestrian)  
 1/27/20 SB K-15 at MacArthur (2:20) (Car vs Train)

## Non-Injury Crashes by Severity



| Severity           | Total Crashes | Avg. Duration (hh:mm) |
|--------------------|---------------|-----------------------|
| Minor              | 18            | 0:15                  |
| Intermediate       | 14            | 1:12                  |
| Major              | 1             | 3:45                  |
| <b>Grand Total</b> | <b>33</b>     | <b>0:46</b>           |

1/29/20 WB US-54 at Hillside at 1721 (3:43)

### Total Crashes by Highway

December 2019 January 2020

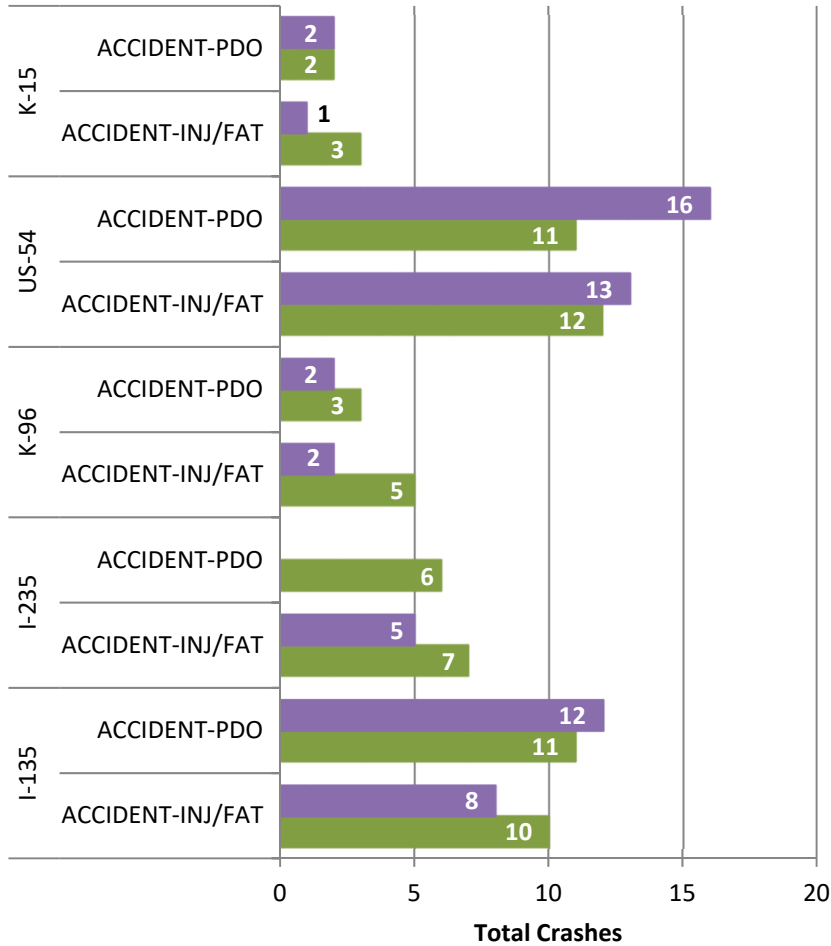


Figure 3: Total Crashes by Highway. Crashes are broken out by “Injury/Fatality” and “Property Damage Only”.

### Crash Clearance Time by Highway

December 2019 January 2020

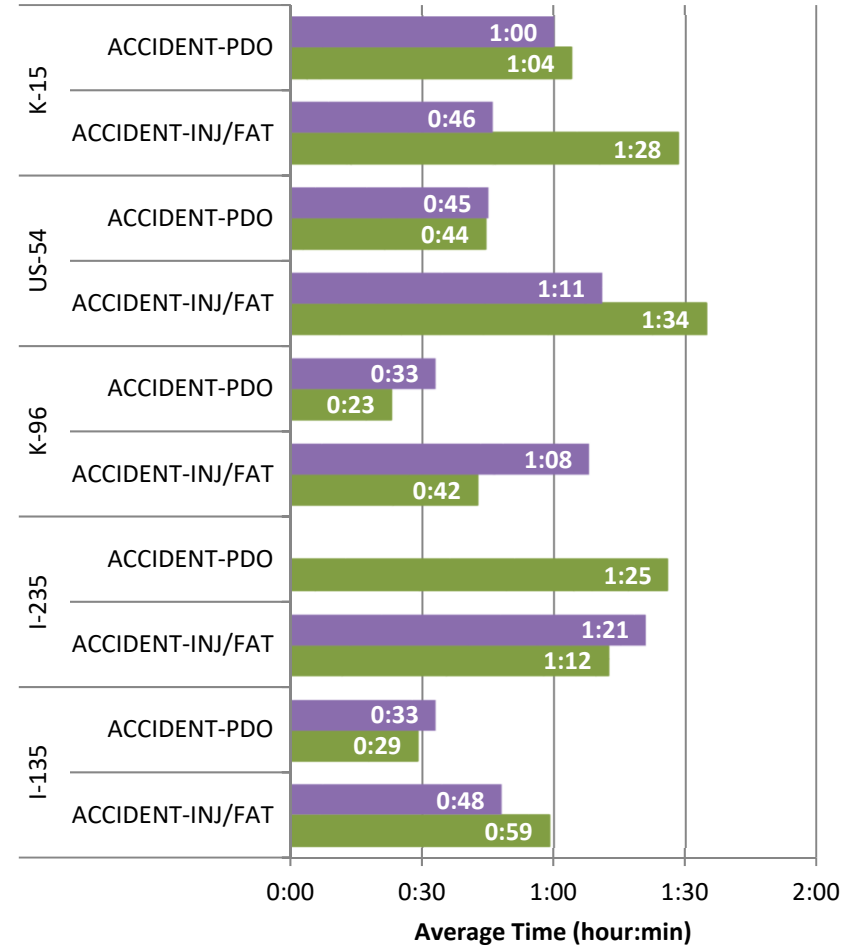
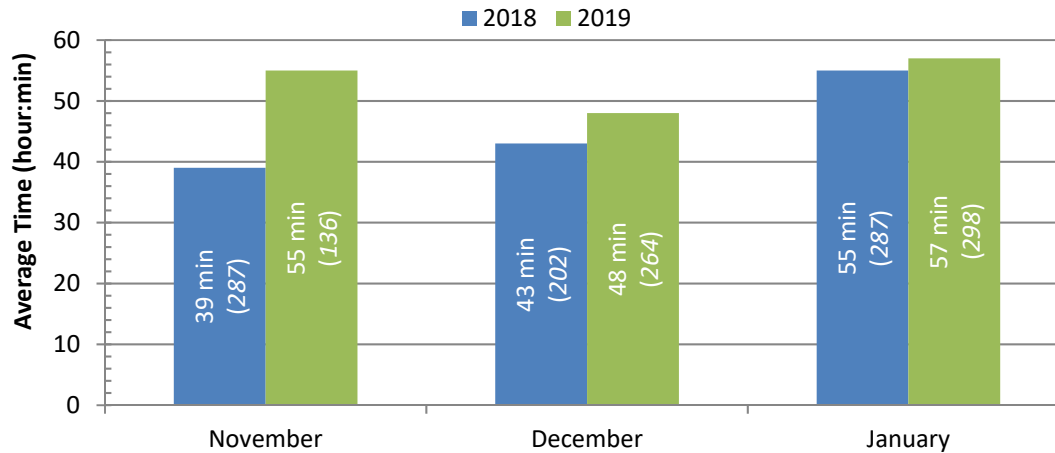


Figure 4: Average Crash Clearance Time by Highway. Crashes are broken out by “Injury/Fatality” and “Property Damage Only”.

### Average Incident Clearance Time by Month (Total Incidents)



In the month, a total of **6 secondary crashes** were reported. Secondary crashes comprised **8.6% of logged crashes**. Secondary crashes are additional crashes resulting from the original incident.  
*Last Month: 2 crashes, 3.3%*

Figure 5: Average Incident Clearance time for last 3 months. Construction, stalled, and tow events excluded for clarity.

### Average Incident Clearance Time by Month

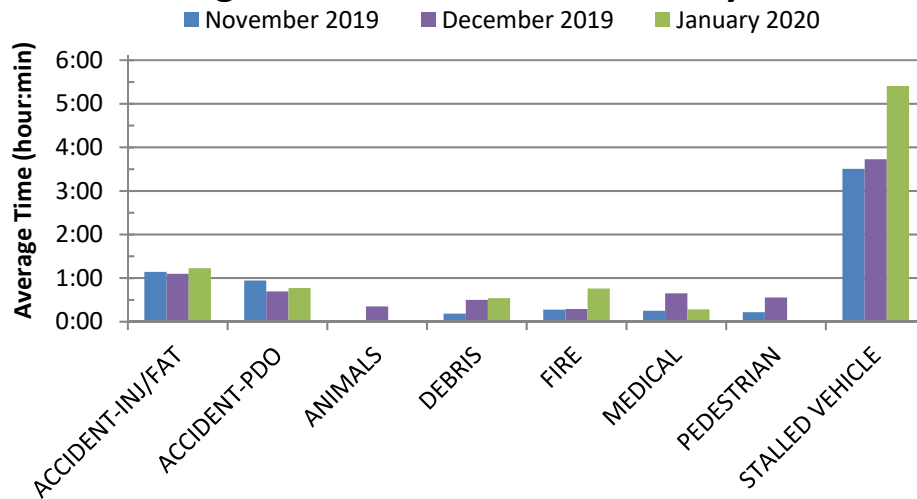


Figure 6: Average Incident Clearance time by type for the last 3 months. Construction and tow events excluded for clarity.

### Average Incident Clearance Time by Year

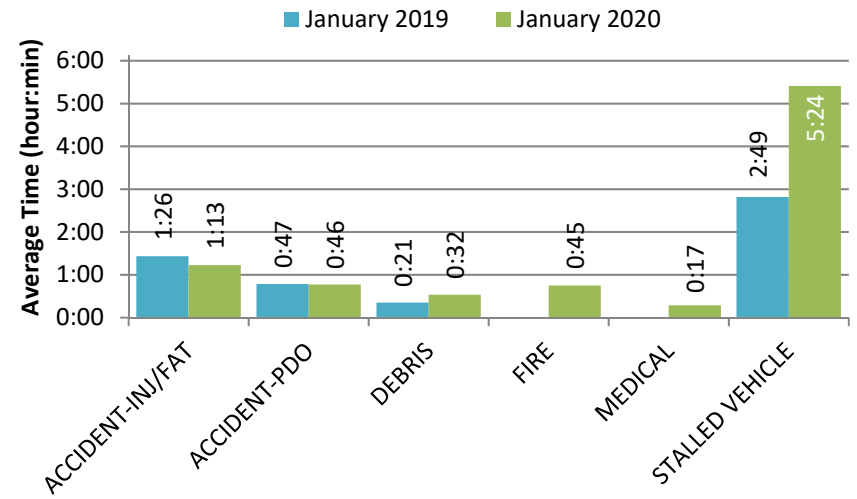


Figure 7: Average Incident Clearance time (2020 vs. 2019). Construction and tow events excluded for clarity.

### Posted DMS by Time of Day

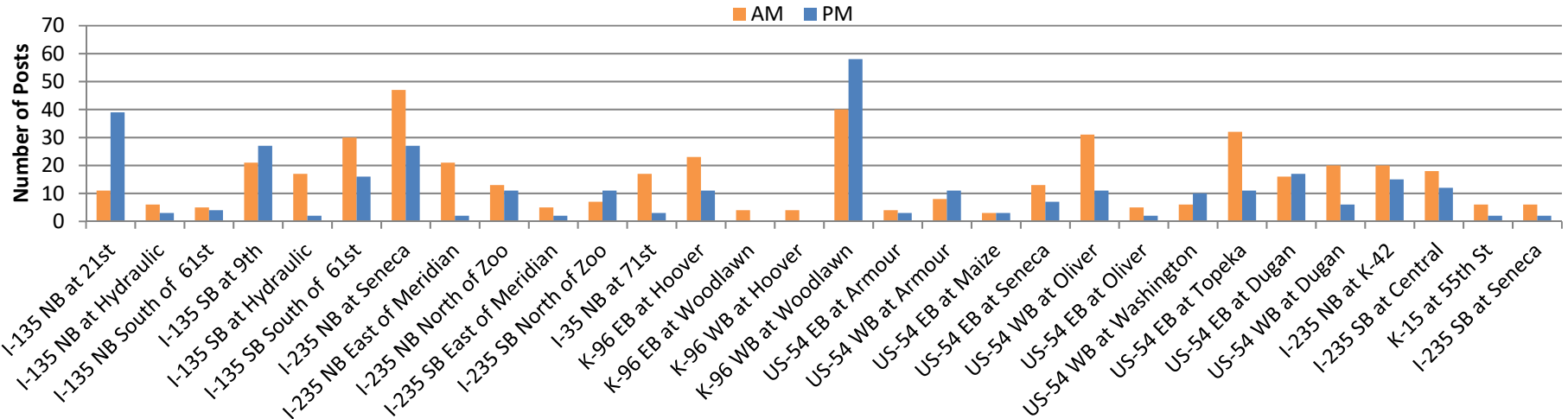


Figure 8: Number of posted messages per DMS by AM and PM hours

### Posted Incidents by Type & Time of Day

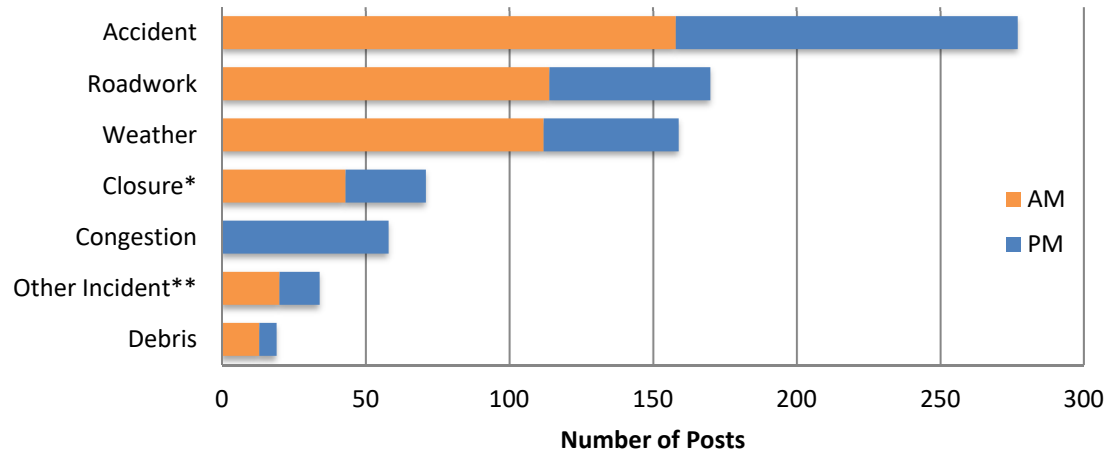


Figure 9: Posted incidents by type and AM/PM hours

#### Dynamic Message Sign (DMS) Utilization

WICHway utilizes 31 permanent DMS. In the month, a total of **787 messages** were posted. **97%** of DMS were used at least once for an incident.

Messages shown exclude travel times and test messages. Messages shown include modifications to previous messages.

\*Closure messages include roadway closures for roadwork, incidents, and weather postings.

\*\*Other Incidents include but are not limited to stalled vehicles, fire, and medical incidents.